
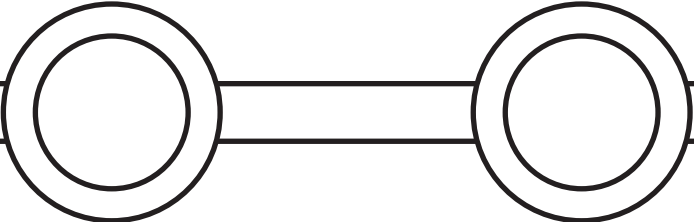




**Filament**  
**Activity  
Pages**  
We live it. | [filamentag.com](http://filamentag.com)



*National*   
**ICE CREAM MONTH**




# From Cow to Cone

Help the hungry customers enjoy their favorite summertime treat by following the journey of ice cream through the maze!



start



## Fun fact:

A dairy cow gives enough milk to make about 2 gallons of ice cream per day!


Source: icecream.com



milk transport



creamery



finish



## Fun fact:

It takes 3 gallons of milk to make 1 gallon of ice cream!

Source: icecream.com


# Trace the Banana Split

Use the grid to copy the banana split into the bottom grid, then decorate!




# Scoop Mathematics

Add up the number of ice cream scoops to find the total number of scoops in each row.




total scoops



total scoops



total scoops

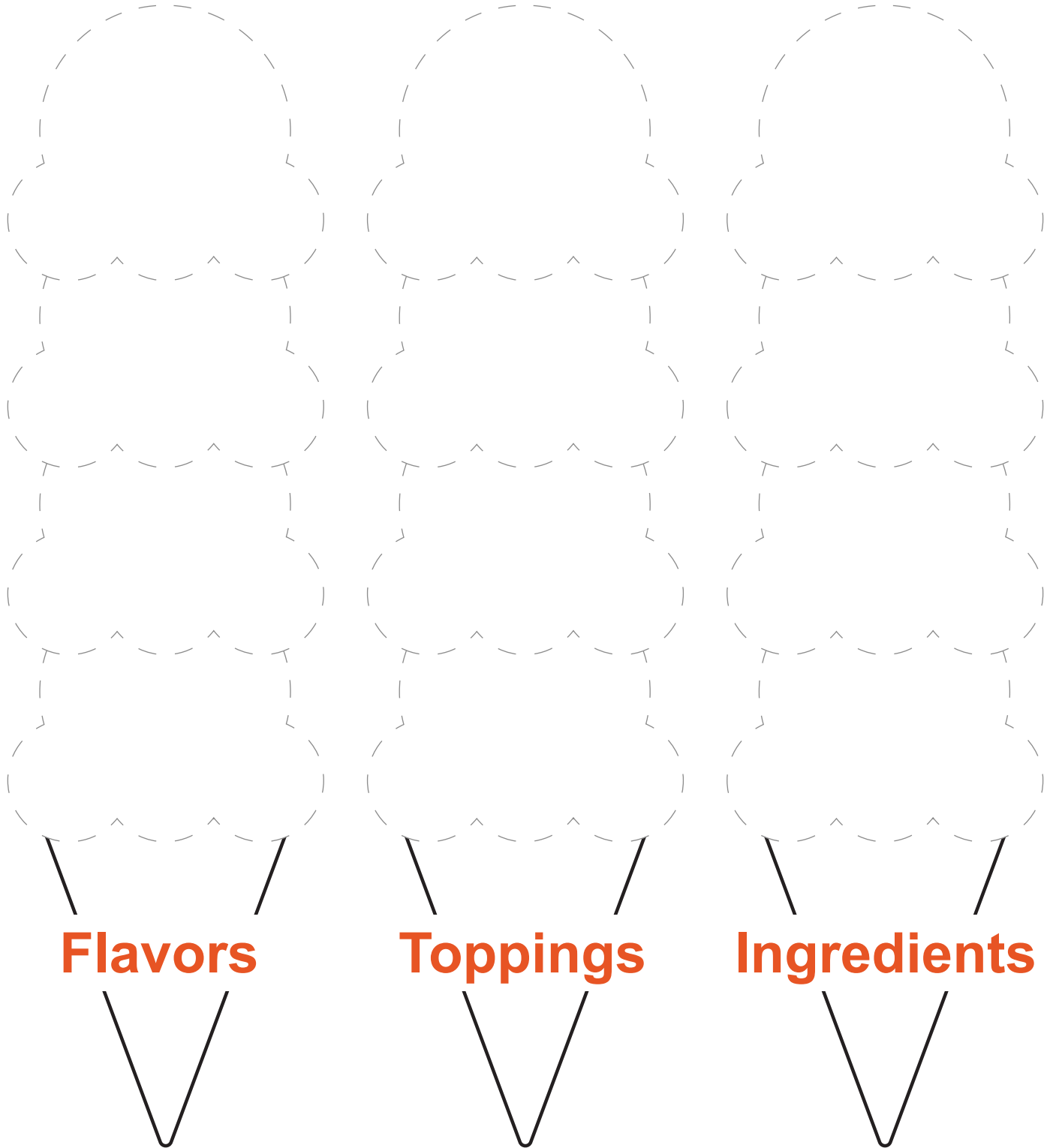


total scoops

Answers:  
8 scoops; 9 scoops; 7 scoops; 6 scoops

# Ice Cream Word Match

Have an adult help you cut out each ice cream scoop on the next page, then stack each scoop on top of the cone that matches the category of the word on the scoop.



Have an adult help you cut out each ice cream scoop below!

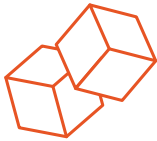
**chocolate  
ice cream**



milk



strawberries



sugar

**chocolate  
chip cookie  
dough ice  
cream**



syrup (chocolate,  
butterscotch and more!)

**mint  
chocolate  
chip ice  
cream**



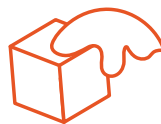
sprinkles



vanilla extract



salt

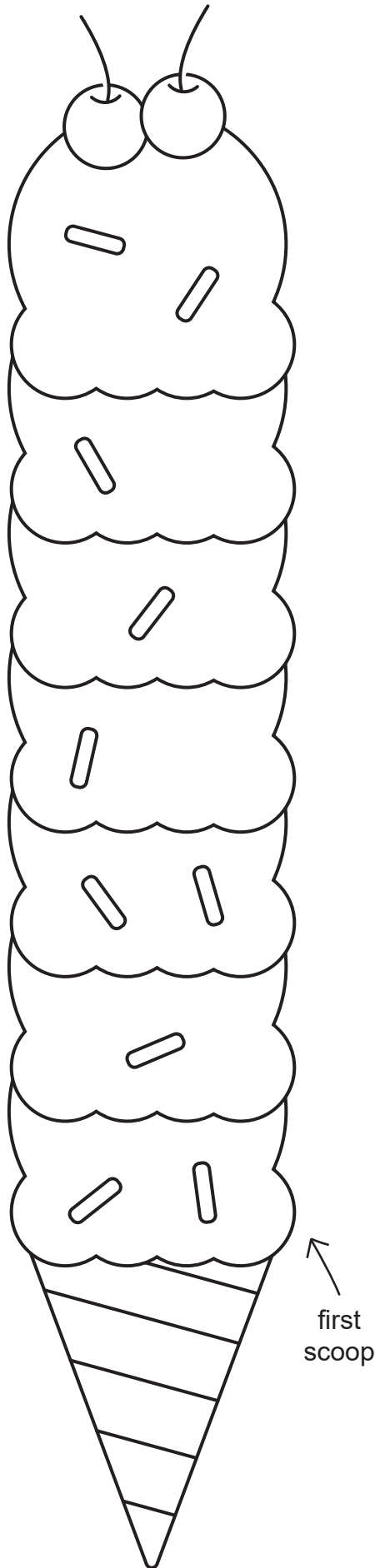


salted caramel

**chocolate  
peanut  
butter  
ice cream**

# Color the Cone

Follow the hints below to color the ice cream cone on the left.



Color the **first** scoop red.

Color **five** sprinkles blue.

Color the **sixth** scoop green.

Color the **fourth** scoop orange.

Color **three** sprinkles purple.

Color the **third** scoop blue.

Color **one** cherry red.

Color the **second** scoop yellow.

Color **one** cherry pink.

Color the **fifth** scoop purple.

Color **two** sprinkles orange.

Color the **seventh** scoop blue.

## Did you know?

The most ice cream scoops balanced on a single cone was 125 scoops!

# Ice Cream in a Bag!

🕒 20 minutes    🍽️ 2 servings

## Ingredients



½ cup  
whole milk or  
half & half



½ tsp.  
vanilla




1 ½ tsp.  
white sugar



6 tbsp.  
rock salt or  
regular salt



1 small  
resealable  
plastic bag



1 large  
resealable  
plastic bag



3 cups ice



Toppings of  
your choice!

## Instructions

- 1 Mix the vanilla, milk (or half & half) and sugar in the small resealable plastic bag and seal well.
- 2 Fill the large resealable plastic bag with ice and add the salt.
- 3 Place the small bag inside the large bag and seal well.
- 4 Shake the bag for about 15 minutes or until the ice cream thickens.

**Helpful tips!** Hold the bag with oven mitts or a towel while shaking. It will be cold! And don't be afraid to have a little dance party while you're shaking!

- 5 Remove the inner bag from the ice and salt, and scoop the ice cream into serving bowls. Add the toppings of your choice, and dig in!